









PVC CONDUIT FITTINGS



ITEM	SIZE	CATALOG NUMBER	PKG. QTY.	ITEM	SIZE	CATALOG NUMBER	PKG. QTY.							
FSE Box 				PVC Molded Junction Box 										
	1/2"	8200518	10		4" x 4" x 2"	8214208	12							
	3/4"	8200818	10		4" x 4" x 4"	8214408	10							
	1"	8201018	10		6" x 6" x 4"	8216608	5							
					6" x 6" x 6"	8216668	8							
					8" x 8" x 4"	8218808	5							
					8" x 8" x 7"	8218878	2							
					12" x 12" x 4"	8211248	3							
					12" x 12" x 6"	8211208	3							
FSC Box 				Each Box Supplied with Cover, Gasket & Screws.										
	1/2"	8200528	15	Junction Box Adapter										
	3/4"	8200828	15		1/2"	8200588	100							
	1"	8201028	10		3/4"	8200888	100							
					1"	8201088	100							
					1-1/4"	8201388	50							
					1-1/2"	8201588	50							
					2"	8202088	25							
					2-1/2"	8202588	10							
					3"	8203088	20							
					3-1/2"	8203588	10							
					4"	8204088	10							
FSS Box 				METHOD OF INSTALLATION: Determine size and location of outlet desired and drill hole in box with hole saw same size as adapter or slightly larger. Insert adapter from inside box and cement coupling or female adapter on outside.										
	1/2"	8200538	10	SOLVENT CEMENT (Clear)										
	3/4"	8200838	10		1/2 Pint	8501008	30							
	1"	8201038	10		Pint	8501308	12							
					Quart	8501508	12							
					Gallon	8501708	6							
FSCC Box 				AVERAGE NUMBER OF JOINTS PER PINT OF CEMENT										
	1/2"	8200548	10	Nominal Pipe Size	1/2"	3/4"	1"	1-1/4"	1-1/2"	2"	2-1/2"	3"	3-1/2"	4"
	3/4"	8200848	10	1/2"	350	200	150	110	80	45	40	35	30	25
	1"	8201048	10	3/4"										
				1"										
				1-1/4"										
				1-1/2"										
				2"										
				2-1/2"										
				3"										
				3-1/2"										
				4"										
Rectangular Cover 				Quarts and Pints supplied with daubers										
	1/2" x 3/4" x 1"	8200118	50											

ACTUAL STYLE MAY VARY