









# PVC CONDUIT FITTINGS



ITEM	SIZE	CATALOG NUMBER	PKG. QTY.	ITEM	SIZE	CATALOG NUMBER	PKG. QTY.		
	Type LB	1/2"	8100508	25		Type C	1/2"	8130508	30
		3/4"	8100808	15			3/4"	8130808	20
		1"	8101008	10			1"	8131008	15
		1-1/4"	8101308	10			1-1/4"	8131308	15
		1-1/2"	8101508	10			1-1/2"	8131508	10
		2"	8102008	10			2"	8132008	15
		2-1/2"	8102508	4			2-1/2"	8132508	4
		3"	8103008	4			3"	8133008	4
		3-1/2"	8103508	4			3-1/2"	8133508	5
	4"	8104008	4		4"	8134008	5		
	Type LL	1/2"	8110508	20		Type T	1/2"	8140508	10
		3/4"	8110808	20			3/4"	8140808	10
		1"	8111008	10			1"	8141008	10
		1-1/4"	8111308	10			1-1/4"	8141308	10
		1-1/2"	8111508	10			1-1/2"	8141508	10
		2"	8112008	10			2"	8142008	10
		2-1/2"	8112508	4			2-1/2"	8142508	5
		3"	8113008	5			3"	8143008	5
		3-1/2"	8113508	5			3-1/2"	8143508	5
	4"	8114008	2		4"	8144008	5		
	Type LR	1/2"	8120508	25		Type E	1/2"	8150508	30
		3/4"	8120808	20			3/4"	8150808	20
		1"	8121008	15			1"	8151008	10
		1-1/4"	8121308	10			1-1/4"	8151308	5
		1-1/2"	8121508	10			1-1/2"	8151508	5
		2"	8122008	10			2"	8152008	5
		2-1/2"	8122508	4			2-1/2"	8152508	4
		3"	8123008	4			3"	8153008	4
		3-1/2"	8123508	2			3-1/2"	8153508	4
	4"	8124008	5		4"	8154008	4		

ACTUAL STYLE MAY VARY